

MESHLOCK

SECURITY DOORS & SCREENS



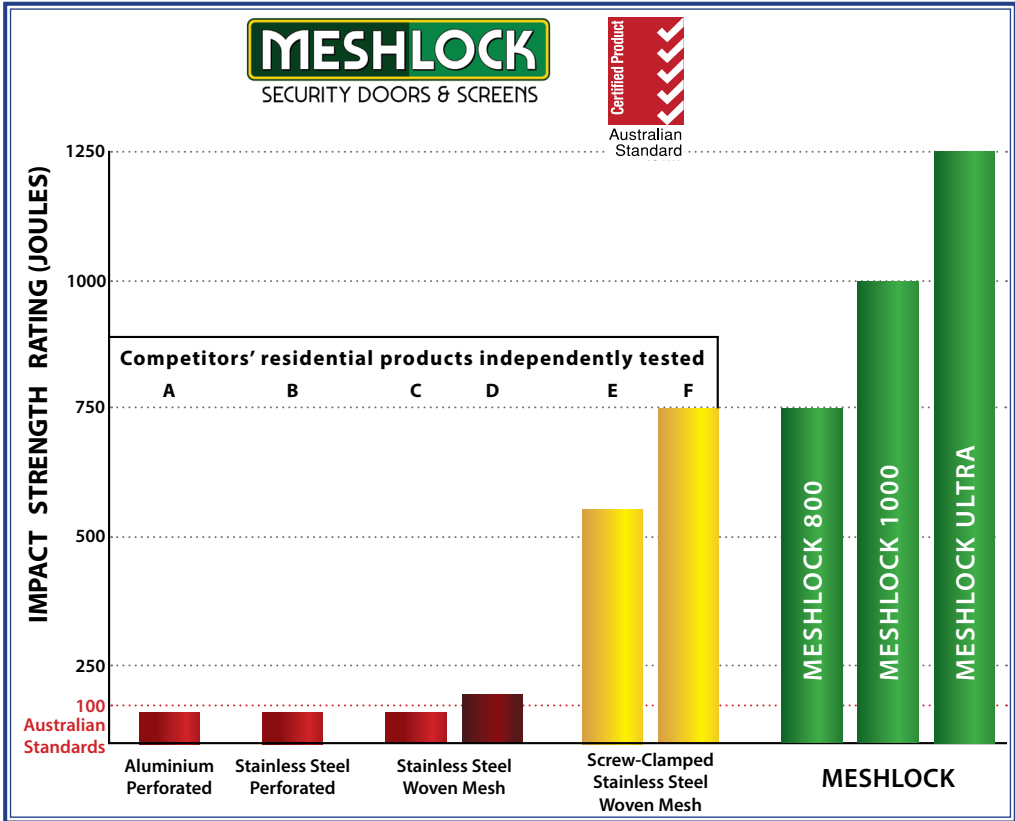
Certified Product



Australian
Standard
AS 5039
LIC 2235

**INTRODUCING AUSTRALIA'S STRONGEST
SECURITY DOORS AND SCREENS**

Give yourself a clear view with the strength of stainless steel you can see through! Meshlock is a revolutionary patented, new generation of security doors and screens. They are extraordinarily strong because they utilise a dual layer of High Tensile, Structural 304 Stainless Steel Woven Mesh which has a higher strength rating than other versions of stainless steel wire. Tests prove that the dual layer of stainless steel, once assembled and locked in place, is vastly superior to inferior flat sheet systems. The result is that your home is always protected – from intruders while you’re out and from thieves and insect pests while you’re in.



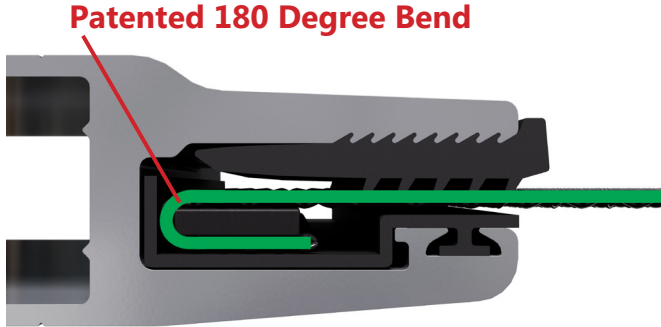

- ✓ Impact Test
- ✓ Knife Shear Test
- ✓ Anti Jemmy Test
- ✓ Salt Spray Test
- ✓ Bushfire Rated
- ✓ Cyclone Rated
- ✓ Heritage Options
- ✓ Fire Escape Options
- ✓ Insect Protection

The Meshlock system creates a dual layer of stainless steel. No other system works in this manner and it is one of the key features that makes Meshlock superior to all others.

Meshlock Fire Exit Security Screens:

Fire exit screens, with the new look one touch push release action, enables a small child or elderly person to exit quickly and safely without the element of panic. Allows easy access for cleaning windows.


Designed to offer maximum security which resists jemmying, kicking-in, slitting and pulling outwards. Bolt cutters are also totally ineffective. Meshlock Security Doors & Screens is the new look of home security with the strength of stainless steel, woven for extra strength and with frames that come in a variety of colours to match your home.



All Meshlock doors have the following features:

- Manufactured to exceed the requirements of the Australian Standard AS 5039/40/41 – 2008
- Exceed Australian Standards 4483.1 Impact Test
- Exceed Australian Standards 4483.2 Knife Shear Attack Test
- Exceed 10,000 Hour Salt Spray Test so it is extremely corrosive resistant
- Incorporate the Patented Meshlock 180 degree bend, creating a dual layer of stainless steel that is locked into the frame
- Captive Rigid Insulator separates the frame from the mesh that prevents dissimilar metals from touching one another
- Anchor assists in securing the mesh to the frame
- Co-Extruded Locking Block secures the mesh into place, once assembled it cannot be disassembled. It also seals the internal edge of the mesh
- Architectural Grade, 6063 T6 Extruded Aluminium Frame, powder coated with Dulux paint technology
- Heavy Duty Extruded Corner Stakes
- Heavy Duty Three Parrot Beak, 'Grip-Lock' locking system with cable drive for smoother operation – anchors the door top, middle and bottom
- Quick action snib engages all Three Parrot Beak, 'Grip-Lock' tongues for greater protection, unlike other systems
- Three reinforced striker plates – multiple number of fixing points
- Stainless Steel Rivets
- Heavy Duty Door Closer
- Available with or without mid-rail
- Available with or without Deluxe Door Reveal

GOOD




• 0.8mm Stainless Steel

Meshlock 800

Meshlock 800 doors have all the base features of the Meshlock Series, with the addition of:

- 0.8mm High Tensile Structural 304 Stainless Steel Woven Mesh
- Heavier, streamlined frame versus other systems
- Passed Impact Force Test of 750 joules, (multiple impacts), and is over 7.5 times stronger than the Australian Standards requirement
- Impact Strength Rating makes it superior to perforated aluminium systems and other 0.8mm systems

BETTER




• 1.0mm Stainless Steel

Meshlock 1000

Meshlock 1000 doors have all the base features of the Meshlock Series, with the addition of:

- 1.0mm High Tensile Structural 304 Stainless Steel Woven Mesh
- Doors are periodically independently audited and tested to ensure ongoing integrity and compliance
- Heavier, streamlined frame versus other systems
- Passed Impact Force Test of 1000 joules, (multiple impacts), and is over 10 times stronger than the Australian Standards requirement
- Exceptional Strength Rating makes it superior to perforated aluminium systems, 0.8mm systems and 0.9mm systems

BEST



• 1.0mm Stainless Steel
• Heavy Duty Frame
• Locking Pins


Meshlock Ultra

Meshlock Ultra doors have all the base features of the Meshlock Series, with the addition of:

- 1.0mm High Tensile Structural 304 Stainless Steel Woven Mesh
- Doors are periodically independently audited and tested to ensure ongoing integrity and compliance
- Much Heavier Aluminium Frame with 41% more aluminium found in the mesh retention area versus Meshlock 1000
- 2 x Stainless Steel Anti Jemmy Locking Pins
- Passed Impact Force Test of 1250 joules, (multiple impacts), and is over 12.5 times stronger than the Australian Standards requirement
- Unparalleled Strength Rating, making it superior to perforated aluminium systems, 0.8mm systems and 0.9mm systems

*Above door images shown with Deluxe Door Reveal option

Three Parrot Beak 'Griplock' Tongues




Three Parrot Beak 'Griplock' Tongues

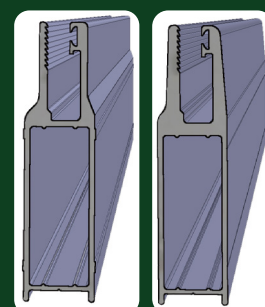
Standard on all Meshlock Hinged Security Doors for greater protection.

Interlock Sliding Door Security!

A special system designed and manufactured in Australia that offers real protection. The locking tooth design works to secure the sliding door when it comes under attack. The result is increased family and home security.



Meshlock 1000 vs Meshlock Ultra



Meshlock 800/1000

Meshlock Ultra

Meshlock's Unique Frame Profiles

Used on our Meshlock range of doors, the reinforced frames have extra strength where needed. The Meshlock Ultra has a much heavier frame with 41% more aluminium found in the mesh retention area vs the Meshlock 800 and 1000 ranges.

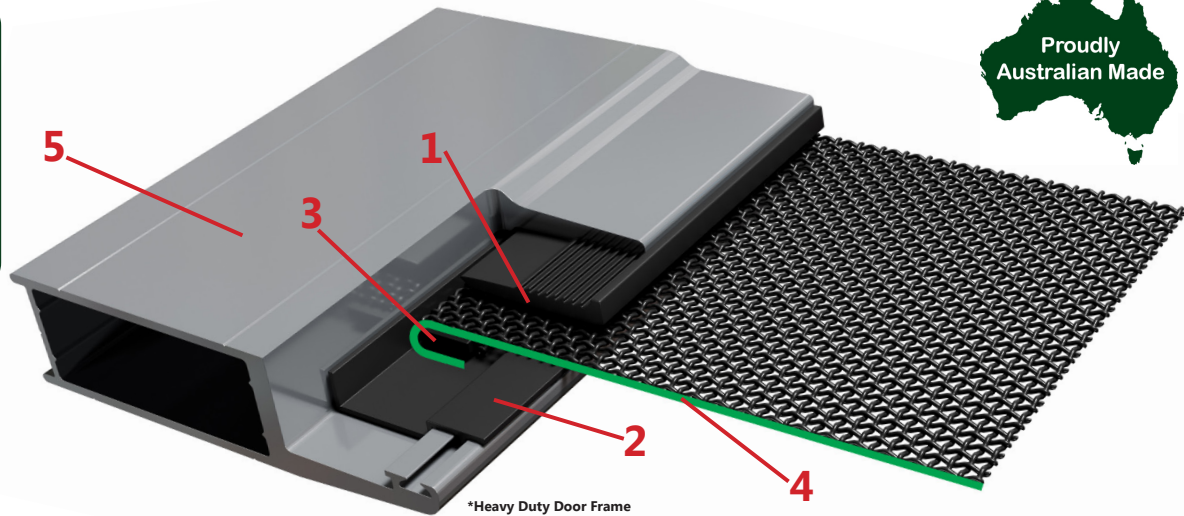


MESHLOCK

SECURITY DOORS & SCREENS



1. Co-extruded Locking Block
2. Captive Rigid Insulator
3. Anchor
4. High Tensile 304 Stainless Steel Woven Mesh
5. 6063- T6 Extruded Aluminium Frame



1. Co-extruded Locking Block

This locks the Mesh into place and secures the system as a whole. It is the last component to be installed into the door during manufacturing and it secures the mesh completely into the frame. Once set in place the door or screen cannot be disassembled or modified. This component is manufactured in Australia and constructed from fortified PVC, which is UV stabilised, so it will not shrink, crack or warp over time. It is manufactured combining both rigid and flexible PVC so when installed it conforms to the profile of the extruded aluminium frame and the mesh itself. The Locking Block also seals the internal edge of the mesh so debris and moisture does not accumulate within the frame.

2. Captive Rigid Insulator

Separating the Frame from the Mesh, this prevents the dissimilar metals from touching one another, (the aluminium and stainless steel), which can exacerbate the effects of galvanic corrosion under certain conditions. This component is manufactured in Australia and constructed from fortified PVC to ensure stability. The Insulator also seals the external edge of the mesh so airborne contaminants and moisture does not accumulate within the frame.

3. Anchor

The Anchor plays a key role in securing the mesh to the frame. Once the mesh is ready for installation into the door frame this flexible polymer is set into the mesh

with the use of a 120 tonne Pressbrake. The mesh is then compressed under extreme force creating an anchor point that ultimately prevents the mesh from being forced out of the frame, even under extreme and repetitive impact. The Anchor is manufactured in Australia.

4. High Tensile 304 Stainless Steel Woven Mesh

Meshlock will be utilising both 0.8mm and 1.00mm diameter 304 Stainless Steel mesh. The Meshlock system is the only Security Door and Screen system that folds the Stainless Steel mesh forward 180 degrees on itself which then creates a dual layer of stainless steel. No other system works in this manner and it is one of the key features that makes the product surpass all other systems in the market. Meshlock has opted to use 304 structural grade stainless steel over 316 marine grade as it has a higher tensile strength. It is powder coated using Dulux paint technology which protects the mesh from the external elements in any environment in Australia, (including severe coastal).

5. 6063- T6 Extruded Aluminium Frame

6063 is an architectural grade of Australian mined Aluminium with high corrosion resistance. We temper all our aluminium profiles to T6, (most companies temper to T5), which is the maximum level of tempering, giving the product the greatest impact resistance.

MESHLOCK

SECURITY DOORS & SCREENS

Your Local Authorised Meshlock Agent



Security Agent No. 82765